

# Packaging Solutions

09-10



*Schoeller Arca Systems*

Creative solutions for better returns

# Contents

COMPANY PRESENTATION .....	3-5
FOLDABLE LARGE CONTAINERS .....	6-11
- MAGNUM™ .....	6-11
INTERMEDIATE BULK CONTAINERS.....	12-13
- COMBO™ .....	13
RIGID PALLET CONTAINERS .....	14-15
- BIG BOX™ .....	14-15
PALLETS .....	16-23
- LIGHT .....	18-19
- MEDIUM.....	20
- HEAVY .....	21
- CLEANROOM.....	22
- CONDUCTIVE .....	22
- BiPP BOX™ .....	22
STACK NEST CONTAINERS .....	24-28
- TELLUST™.....	26
- JUPITER™ .....	27
- INTEGRAT™ .....	28
HOW TO CHOOSE THE BEST CONTAINER FOR YOUR APPLICATION .....	29
STACKABLE CONTAINERS .....	30-37
- EURO CONTAINERS.....	32-34
- EURO CONTAINERS WITH ACCESS DOOR .....	34
- MINI LOAD CONTAINERS .....	35
- GALIA CONTAINERS .....	35
- VDA-R/RL/F-KLT CONTAINERS .....	36
- COVERS FOR STACKABLE CONTAINERS .....	37
NESTABLE CONTAINERS .....	38-39
- SMALL BOX SYSTEM.....	39
FOLDABLE SMALL CONTAINERS.....	40-43
- PRELOG® CMB AND NG-RANGE.....	42
- COLLAPSIBLE DISTRIBUTION CONTAINERS.....	42
- PRELOG® .....	43
- ORTUS™ .....	43
DOLLIES .....	44
FLOOR SLATS .....	45
SYSTEM 9000™ .....	46-51
- SYSTEM.....	48-49
- MODULAR & STORAGE BINS .....	50
- STORAGE TRAYS .....	51
BEVERAGE SOLUTIONS .....	52-53
MEETING NEW CHALLENGES .....	54
DO YOU WANT TO KNOW MORE? .....	55

# The REAL freight volume and storage space saver



DO YOU WANT TO KNOW MORE?

SEE OUR AVAILABLE BROCHURES ON PAGE 55


# Foldable Large Containers

With the Supply Chain being more challenging than ever before, such as longer transport distances and the effect on the environment, our Magnum Range is the complete returnable packaging system which offers many advantages over other conventional packaging systems such as one trip systems.

The use of foldable/ returnable packaging can revolutionise your handling and logistics requirements with many cost effective solutions.

The containers come in different sizes with maximised volume capacity to handle your products. The foldability facilitates economical return transport. The containers are easily folded and erected with minimum effort and are ready for immediate use.

The ranges available are a truly returnable packaging solution and can be repaired/recycled at the end of their life. Create space you never knew you had, and start saving with the Schoeller Arca Systems Magnum range of Foldable Large Containers.



## MAGNUM SMOOTH WALL



Smooth wall containers are manufactured using our unique injection moulded /welding technology. All necessary reinforcement structure is positioned in between the smooth welded walls. This gives a smooth surface both on the inside and outside of the containers for maximum hygiene and product protection.

## MAGNUM CLASSIC



The Classic design is based upon our many years of experience producing this type of durable Folding Container. The material used is structural foam for maximum strength and stability. The external rib structure design gives additional strength performance.

## MAGNUM EXTENDED



The extended container product range is designed and produced using cut-and-weld technology with the standard Classic versions being used for all the components required. The containers are reinforced with metal components in the side walls and base for added strength and stability.

FOLDABLE LARGE CONTAINERS

# Magnum™ – foldable large containers

Versions and Colours

	<b>A</b> Solid, flat base with drain holes		<b>E</b> Solid short side walls		<b>I</b> Solid door long side wall		<b>M</b> No doors		Green 481
	<b>B</b> Solid base		<b>F</b> Perforated long side walls		<b>J</b> Solid door long side walls		<b>N</b> 2 skids		Grey 502
	<b>C</b> Perforated base		<b>G</b> Perforated short side walls		<b>K</b> Perforated door short side walls		<b>O</b> 2 skids and feet		Grey 540
	<b>D</b> Solid long side walls		<b>H</b> Solid door short side wall		<b>L</b> Perforated door long side walls		<b>R</b> Peripheral skids		Black 930

 705 PP  
 705 PEHD




2620.410 (SH 760 P)  
800 x 600 x 760



2640.610 (SH 680 HD)  
800 x 600 x 680



2630.610 (SH 835 HD)  
800 x 600 x 835



2520.652 (SI 900 S)  
1200 x 1000 x 900

Item No	External/mm	Internal/mm	Version	Weight/kg	Volume/l	Colour	Lid
<b>800 x 600 MAGNUM SMOOTH WALL</b>							
2620.410 (SH 760 P)	800 x 600 x 760	750 x 550 x 620	C, F, G, K, L, N	17	250	Green	3
Max. load per container 150 kg. Stacking: Static 2 on 1. Dynamic 2 on 1.							
2640.610 (SH 680 HD)	800 x 600 x 680	740 x 540 x 530	B, D, E, J, N	20	212	Grey 540	4
Max. load per container 700 kg. Stacking: Static 3 on 1. Dynamic 1 on 1.							
2630.610 (SH 835 HD)	800 x 600 x 835	740 x 540 x 705	B, D, E, J, N	22	282	Grey 540	4
Max. load per container 700 kg. Stacking: Static 3 on 1. Dynamic 1 on 1.							
<b>1200 x 1000 MAGNUM SMOOTH WALL</b>							
2520.652 (SI 900 S)	1200 x 1000 x 900	1120 x 920 x 715	A, D, E, J, O	51	736	Grey	2
Max. load per container 500 kg. Stacking: Static 4 on 1. Dynamic 2 on 1.							



2330.456 (CE 950 S)



2320.461 (CI 975 S)



2329.630 (CI 795 S)

Item No	External/mm	Internal/mm	Version	Weight/kg	Volume/l	Colour	Lid
<b>1200 x 800 MAGNUM CLASSIC</b>							
2330.456 (CE 950 S)	1200 x 800 x 950	1120 x 720 x 765	A, D, E, H, I, O	57	620	Grey	1
Max. load per container 500 kg. Stacking: Static 4 on 1. Dynamic 2 on 1.							
<b>1200 x 1000 MAGNUM CLASSIC</b>							
2529.151 (CI 595 S)	1200 x 1000 x 595	1120 x 920 x 410	A, D, E, M, O	43	425	Grey	2
Max. load per container 500 kg. Stacking: Static 4 on 1. Dynamic 2 on 1.							
2329.630 (CI 795 S)	1200 x 1000 x 795	1120 x 920 x 610	A, D, E, J, O	56	600	Grey	2
Max. load per container 750 kg. Stacking: Static 3 on 1. Dynamic 1 on 1.							
2320.461 (CI 975 S)	1200 x 1000 x 975	1120 x 920 x 790	A, D, E, H, I, O	62	820	Grey	2
Max. load per container 500 kg. Stacking: Static 4 on 1. Dynamic 2 on 1.							
2319.451 (CI 1200 S)	1200 x 1000 x 1200	1120 x 920 x 1015	A, D, E, H, I, O	75	1020	Grey	2
Max. load per container 500 kg. Stacking: Static 4 on 1. Dynamic 2 on 1.							



2319.451 (CI 1200 S)



2529.151 (CI 595 S)

Get space when you need it. Give it back when you don't.

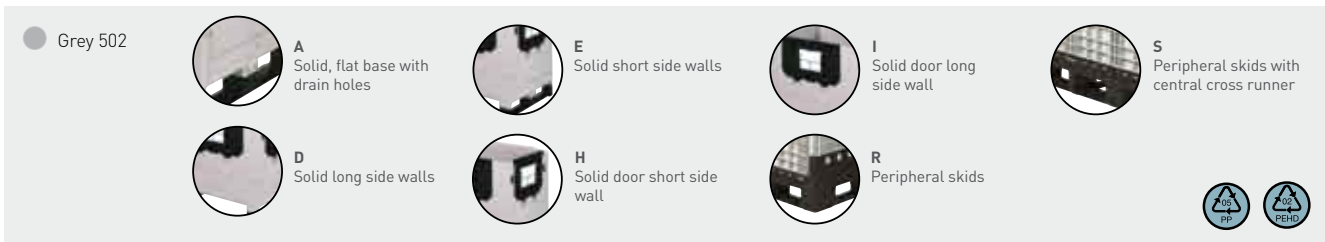


Please contact us to find out how much you can save within your personal logistic situation.


(Jumbotrailer)

FOLDABLE LARGE CONTAINERS

Versions and Colours



Lids available on request for Magnum Extended



2320.090 (E 1712)

Item No	External/mm	Internal/mm	Version	Weight/kg	Volume/l	Colour	Lid
<b>1300 x 1200 MAGNUM EXTENDED</b>							
2320.060 (E 1312)	1300 x 1200 x 975	1220 x 1120 x 790	A, D, E, H, I, R	77	1080	Grey	-
Max. load per container 500 kg. Stacking: Static 2 on 1. Dynamic 1 on 1.							
<b>1500 x 1200 MAGNUM EXTENDED</b>							
2320.070 (E 1512)	1500 x 1200 x 975	1420 x 1120 x 790	A, D, E, H, I, R	91	1255	Grey	-
Max. load per container 500 kg. Stacking: Static 2 on 1. Dynamic 1 on 1.							
<b>1600 x 1200 MAGNUM EXTENDED</b>							
2320.080 (E 1612)	1600 x 1200 x 975	1520 x 1120 x 790	A, D, E, H, I, R	97	1345	Grey	-
Max. load per container 500 kg. Stacking: Static 2 on 1. Dynamic 1 on 1.							
<b>1770 x 1200 MAGNUM EXTENDED</b>							
2320.090 (E 1712)	1770 x 1200 x 975	1690 x 1120 x 790	A, D, E, H, I, S	107	1495	Grey	-
Max. load per container 500 kg. Stacking: Static 2 on 1. Dynamic 1 on 1.							

①		②		③		④	
2336.820	Lid for MAGNUM CE 950	2326.820	Lid for MAGNUM SI 900 S	2626.800	Lid for MAGNUM SH 760/680	2636.820	Lid for MAGNUM SH 680/835 HD
External	1200 x 800 mm	External	1200 x 1000 mm	External	800 x 600 mm	External	800 x 600 mm
Weight	6.7 kg	Weight	4.9 kg	Weight	2.6 kg	Weight	1.8 kg
Colour	Black	Colour	Black	Colour	Black	Colour	Black
Pallet unit	40	Pallet unit	40	Pallet unit	70	Pallet unit	26

# Additional benefits



## CUSTOMIZATION

Company logos container identification information etc. can be printed on plates attached to the base. RFID tags can be fitted in safe positions on all containers. FLC lids can be equipped with seal straps. With certain, minimum quantity restrictions, containers can be delivered in customer-determined colors. Please contact us for further details.



## EASY TO REPAIR

All Magnum FLCs can be repaired easily in case of damage. Components can be removed and replaced without special tools. Please contact a Schoeller Arca Systems representative for detailed product-specific repair manuals.

## EXAMPLE OF A SEGMENT THAT WE WORK IN...

### PRESENTING – AUTOMOTIVE


Key features of the automotive industry are that it is global, intensely competitive and forever changing, be it with new vehicle launches or upgrade existing models. As a result, companies supplying the automotive industry must also be global, ready to change with them be it the suppliers of components/car parts in all shapes and sizes as well as the packaging providers.

Schoeller Arca Systems are such a company in respect of packaging, where we welcome the challenge to provide cost saving products/ packaging solutions to move with the times and to ultimately meet with our customers' requirements be it the Car Manufacturer or their supplier of components. We are global, have a wide product range and have an extensive experienced sales force to meet these challenges, from offering simple solutions to more complex total packaging solutions.





# Bag-in-Box IBC: reduce costs by up to 50%!



DO YOU WANT TO KNOW MORE?  
SEE OUR AVAILABLE BROCHURES ON PAGE 55



# Intermediate Bulk Containers

## REDUCE COSTS BY UP TO 50%

Combo employs the Bag-in-Box concept. A flexible liner bag safely holds the liquid contents, while a rigid but foldable outer container protects the bag. Together, they form a highly compact design that maximizes space and pay-load in all modes of transport, including both the delivery of the filled unit and its return, once emptied and folded. Studies comparing the Combo with other bulk packaging solutions demonstrate considerable cost savings with the Combo. Using the Combo system can reduce your overall distribution costs by up to 50%.

## SIMPLICITY, SAFETY AND HYGIENE

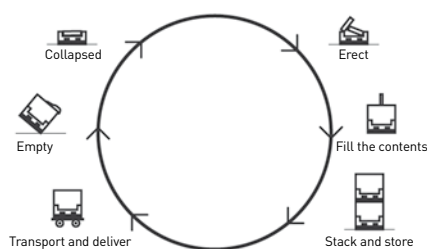
The liner bag is always delivered directly from the production line, always clean and sterile. There is no need to pre-clean or

prepare anything before filling; just attach the airtight filling system and start to fill.

The inside of the liner is in vacuum. When filled, it therefore creates a sealed volume of liquid, completely protected from contact with oxygen.

During emptying there will be no oxidation. This guarantees that contents are not contaminated, and that none are wasted. When filled, the Combo is a safe and tight unit, dust and watertight.

The containers are very tough - designed to withstand impacts, stresses and strains that occur during road, rail and sea journeys. They can be stored for long periods outdoors, and also in freezer rooms.




ComboLife™ 65  
Internal volume 250 l  
External dimensions 809 x 609 x 833 mm



ComboLife™ 285  
Internal volume 1060 l  
External dimensions 1155 x 1155 x 1132 mm

Easy to fill and empty.



## EXAMPLE OF A SEGMENT THAT WE WORK IN...

### PRESENTING – COCA-COLA

Schoeller Arca Systems' "Combo" efficiently carries Coca-Cola concentrate to McDonald's restaurants all over the world. Based on a 250 litre plastic foldable bag-in-box, this system was specifically developed for soft drinks products and the Coca-Cola Company's distribution needs. Fibre-free containers make product handling easier, safer and more hygienic, while reducing both costs and waste.

### RESULTS

The customer's switch from 20 liter bag-in-boxes to the Combo bag-in-boxes that began back in 2002, will soon be completed in Europe. Meanwhile, Coca-Cola is exploring the possibility of employing this system in other parts of the world.



CONTACT OUR SPECIALIST  
FOR MORE INFORMATION!



BIG BOX™

## Big Box™ – robust, hygienic and stable

Our Big Boxes provide significant advantages over traditional industrial packaging solutions, such as reduced weight, increased durability, improved hygiene, product protection, greater ergonomics, logistics efficiency, and compatibility with automated handling systems.


For long-term storage and short-haul transport applications, the Big Box offers you a strong, protective, smooth-walled container. It provides a unit load capacity up to 500 kg, and supports stacked loads of up to 4,5 tonnes, on a footprint as

large as 1200 x 1000 mm.

The double walls are flush and smooth on the outside and curved on the inside which facilitates cleaning. All four sides admit forklifts. The base can sit on skids, feet, or wheels.

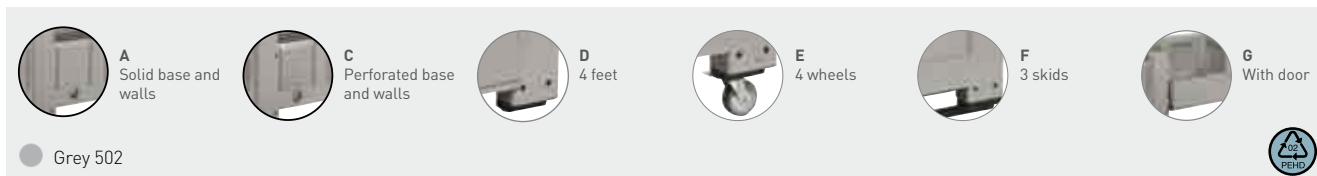
Numerous other features, accessories, and variants make this an enormously versatile container for the storage and handling of fruit and vegetables, as well as a variety of industrial applications.

“Regional” assortments are available – please contact us for more information.



Super volume in a  
robust, hygienic form

Versions and Colours




Other dimensions upon request



Item No	External/mm	Internal/mm	Version	Weight/kg	Volume/l	Colour	Pallet unit
<b>1200 x 800</b>							
4403.100	1200 x 800 x 760	1110 x 710 x 610	A, D	34.5	535	Grey	3 Max. load per container 500 kg. Max. stack load 4500 kg.
4403.105	1200 x 800 x 915	1110 x 710 x 610	A, E	47.0	535	Grey	3 Max. load per container 500 kg. Max. stack load 500 kg.
4403.150	1200 x 800 x 760	1110 x 710 x 610	A, D, G	34.5	535	Grey	3 Max. load per container 500 kg. Max. stack load 4500 kg.
4403.300	1200 x 800 x 790	1110 x 710 x 610	A, F	41.0	535	Grey	3 Max. load per container 500 kg. Max. stack load 4500 kg.
<b>1200 x 1000</b>							
4401.100	1200 x 1000 x 760	1110 x 910 x 610	A, D	39.5	670	Grey	4 Max. load per container 500 kg. Max. stack load 4500 kg.
4401.105	1200 x 1000 x 915	1110 x 910 x 610	A, E	44.0	670	Grey	3 Max. load per container 500 kg. Max. stack load 500 kg.
4401.150	1200 x 1000 x 760	1110 x 910 x 610	A, D, G	39.5	670	Grey	4 Max. load per container 500 kg. Max. stack load 4500 kg.
4401.300	1200 x 1000 x 790	1110 x 910 x 610	A, F	45.5	670	Grey	4 Max. load per container 500 kg. Max. stack load 4500 kg.
4401.600	1200 x 1000 x 790	1110 x 910 x 610	C, F	45.5	670	Grey	4 Max. load per container 500 kg. Max. stack load 4500 kg.
4401.400	1200 x 1000 x 760	1110 x 910 x 610	C, D	38.5	670	Grey	4 Max. load per container 500 kg. Max. stack load 4500 kg.

BIG BOX LIDS



No.	Item No	External/mm	Weight/kg	Colour	Carton unit
1	4409.820	1200 x 800	6.5	Grey	30
2	4410.820	1200 x 1000	7.0	Grey	30

BIG BOX ACCESSORIES



A 192701000  
Drain tap for 1" opening

A 192702000  
Drain tap for 2" opening

A 192704000  
Plug for 1" opening

A 192706000  
Plug for 2" opening



Get it right from  
the ground up!

DO YOU WANT TO KNOW MORE?

SEE OUR AVAILABLE BROCHURES ON PAGE 55

# How to select a pallet?

Schoeller Arca Systems' plastic pallets provide the most solid, cost-effective foundation for your cargo operations. Made of heavy-grade PPC / HDPE, their durability, lighter weight, and more sanitary properties give them a much higher return

on investment than traditional wooden pallets. This section reviews the best investments you can make in pallets for every purpose.

1

The 1st step you've already taken; choosing plastic over wood. Your reason to do so had probably to do with the weight savings, hygienic reasons, high return on investment or one of many other good reasons to buy a Schoeller Arca Systems pallet.

3

Decide what size pallets you need. Schoeller Arca Systems pallets are available in all common, standard sizes from 600 x 400 small display pallets to 1300 x 1100 mm large export pallets. Of course you also find pallets sizes 1200 x 800 and 1200 x 1000 mm among our extensive range.

2

Define the required load capacity for static, dynamic and racking load so you can choose between a Light, Medium or Heavy pallet.

4

Choose between BiPP and EOS plastic pallets. BiPP is for Multi-trip use and EOS for limited trips. See more details below:



BiPP®

Built to be used over and over, BiPP plastic pallets are the best choice for controlled closed-loop cargo-systems where the same logistics assets circulate for years, as well as for open system pools. They are made of rugged, top-quality virgin or reground Polyolifines, ensuring a long life under heavy loading conditions. BiPP pallets are stable and safe when stacked – a valuable tool for maximizing the efficiency, productivity, and quality levels of your operations.



EOS®

Developed by Schoeller Arca Systems as a hygienic, cost-effective substitute for wooden pallets, EOS pallets have become the European standard for one-way or limited-trip export trade. Made of durable, non-porous recycled Polyolifines, they do not require fumigation or pre-treatment (or the customs paperwork that entails), which significantly reduces costs. So, if your pallets are used for export and will not be returned, EOS's cost-effectiveness makes this your smartest option.

## EXAMPLE OF A USED APPLICATION.

### PRESENTING – POOLING INDUSTRY

Intelligent Global Pooling Systems (iGPS) of Florida was the first US company to offer manufacturers and retailers a completely RFID tagged plastic pallet pooling solution. Now, as more and more US customers make the switch from wood to plastic, iGPS is helping to drive the change. The benefits iGPS derives from deploying its fleet of Schoeller Arca Systems RFID tagged plastic pallets include:

- Ability to track pallets in real time
- Optimisation of pallet use
- Near elimination of losses
- Light weight (30% lighter than wood)
- Environmentally friendly (100% recyclable)



LIGHT PALLETS

# Light pallets


## Versions and Colours

● Black 930


● Multicolour antracite

BiPP black,  
other colours on request  
EOS Multicolour


**CD**  
Closed deck




**SR**  
Safety rim




**nR**  
No of Runners




**OD**  
Open deck





**NE**  
Nestable



**nF**  
No of Feet



Handling goods in extreme temperatures can affect the performance of your pallets. Please contact us to discuss your personal situation. For Racking Load Conversion see page 23.



BiPP 6040 L

### BiPP Display

Item No	Definition	Ext./mm	Static load	Dyn. load	Rack load	W/kg	Pack unit/Truck load	CD	OD	SR	NE	nR	nF
<b>600 x 400</b>													
1850.006	BiPP 6040 L	600 x 400 x 140	250	250	N/A	1,6	4 x 50 / 6600		✓		✓		4F

### EOS Display

Item No	Definition	Ext./mm	Static load	Dyn. load	Rack load	W/kg	Pack unit/Truck load	CD	OD	SR	NE	nR	nF
<b>600 x 400</b>													
1850.007	EOS 6040 L	600 x 400 x 140	150	100	N/A	1.6	4 x 50 / 6600		✓		✓		4F



EOS 6080 L




EOS 6080 LR



EOS 6080 L 3R

### EOS Light

Item No	Definition	Ext./mm	Static load	Dyn. load	Rack load	W/kg	Pack unit/Truck load	CD	OD	SR	NE	nR	nF
<b>800 x 600</b>													
1849.002	EOS 6080 L	800 x 600 x 140	500	250	N/A	3.2	2 x 40 / 2640		✓	✓	✓		6F
1849.102	EOS 6080 LR	800 x 600 x 150	500	250	N/A	4.0	2 x 15 / 990		✓	✓			3R
6101.502	EOS 6080 L 3R	800 x 600 x 145	500	250	N/A	3.8	2 x 37 / 2442		✓	✓	✓		3R



EOS 1140 L



EOS 1208 SLR



EOS 1212 L

EOS Light

Item No	Definition	Ext./mm	Static load	Dyn. load	Rack load	W/kg	Pack unit/Truck load	CD	OD	SR	NE	nR	nF
<b>1200 x 800</b>													
1869.008	EOS 1208 L (P)	1200 x 800 x 155	2500	1000	N/A	6.5	50 / 1650		√	√	√		9F
1869.002	EOS 1208 LR (P)	1200 x 800 x 165	2500	1000	STT*	8.8	23 / 598		√	√			3R
5591.510	EOS 1208 SL	1200 x 800 x 130	2500	1000	N/A	5.0	40 / 1040		√	√	√		9F
5591.600	EOS 1208 SLR	1200 x 800 x 148	2500	1000	N/A	6.3	23 / 598		√	√			3R
1854.508	EOS 1208 L	1200 x 800 x 155	2500	1000	N/A	5.5	50 / 1650		√	√	√		9F
1844.552	EOS 1208 LR	1200 x 800 x 165	2500	1000	N/A	7.0	23 / 598		√	√			3R
<b>1200 x 1000</b>													
1870.008	EOS 1210 L (P)	1200 x 1000 x 155	2500	1000	N/A	7.5	50 / 1300		√	√	√		9F
1870.002	EOS 1210 LR (P)	1200 x 1000 x 160	2500	1000	STT*	10.5	23 / 506		√	√			9F
5592.500	EOS 1210 SL	1200 x 1000 x 130	2500	1000	N/A	6.5	40 / 1040		√	√	√		9F
5592.510	EOS 1210 SLR	1200 x 1000 x 148	2500	1000	STT*	7.8	23 / 506		√	√			3R
1855.508	EOS 1210 L	1200 x 1000 x 155	2500	1000	N/A	6.5	50 / 1300		√	√	√		9F
1846.552	EOS 1210 LR	1200 x 1000 x 165	2500	1000	STT*	8.5	23 / 1040		√	√			3R
<b>1140 x 1140</b>													
1853.508	EOS 1140 L	1140 x 1140 x 150	2500	1000	N/A	9.0	40 / 880		√	√	√		9F
1842.552	EOS 1140 LR	1140 x 1140 x 165	2500	1000	STT*	11.0	23 / 460		√				3R
<b>1200 x 1200</b>													
1856.508	EOS 1212 L	1200 x 1200 x 155	2500	1000	N/A	8.0	40 / 880		√		√		9F

\* STT (Subject To Test) – look at page 23 for more information.



EOS 6080 L 3R



MEDIUM PALLETS

# Medium pallets

## Versions and Colours

- Black 930
  - Grey 502
  - Green 041
  - Multicolour antracite
- BiPP black, other colours on request  
EOS Multicolour



CD  
Closed deck



SR  
Safety rim



nR  
No of Runners



OD  
Open deck



NE  
Nestable



nF  
No of Feet



Handling goods in extreme temperatures can affect the performance of your pallets. Please contact us to discuss your personal situation. For Racking Load Conversion see page 23.



BiPP 0833 MOD



BiPP 0830 MCD



BiPP 1210 MR + 3R

## BiPP Medium


Item No	Definition	Ext./mm	Static load	Dyn. load	Rack load	W/kg	Pack unit/Truck load	Colour	CD	OD	SR	NE	nR	nF
<b>1200 x 800</b>														
7340.000	BiPP 1208 MR + 3R	1200 x 800 x 145	3500	1000	600	11.0	16 / 528			✓	✓		3R	
2715.510	BiPP 0830 MOD	1200 x 800 x 165	2500	500	N/A	13.2	15 / 495	Grey		✓			3R	
2714.510	BiPP 0830 MCD	1200 x 800 x 165	2500	500	N/A	13.7	15 / 495	Grey	✓		✓		3R	
<b>1200 x 1000</b>														
1880.007	BiPP 1210 MR + 3R	1200 x 1000 x 160	3500	1250	600	14.0	15 / 390			✓	✓		3R	
1880.006	BiPP 1210 MR + 5R	1200 x 1000 x 160	3500	1250	600	14.5	15 / 390			✓	✓		5R	



EOS 1208 MR + 3R



EOS 1210 M 3R



EOS 1210 M 6R

## EOS Medium

Item No	Definition	Ext./mm	Static load	Dyn. load	Rack load	W/kg	Pack unit/Truck load	CD	OD	SR	NE	nR	nF
<b>1200 x 800</b>													
7340.500	EOS 1208 MR + 3R	1200 x 800 x 145	3500	750	500	11.0	16 / 528			✓	✓	3R	
<b>1200 x 1000</b>													
1880.001	EOS 1210 M 3R	1200 x 1000 x 165	3500	1250	500	14.5	15 / 390			✓	✓	3R	
1880.003	EOS 1210 M 6R	1200 x 1000 x 165	3500	1250	500	16.0	15 / 390			✓	✓	6R	

# Heavy pallets



BiPP 1208 HR + 3R



BiPP 1210 HR + 6R



BiPP 1212 HR 6R

## BiPP Heavy

Item No	Definition	Ext./mm	Static load	Dyn. load	Rack load	W/kg	Pack unit/Truck load	Colour	CD	OD	SR	NE	nR	nF	
<b>800 x 600</b>															
6100.754	BiPP 6080 HOD 3R	800 x 600 x 147	1000	500	N/A	5.0	2 x 15 / 990	Green	√	√		3R			
1882.001	BiPP 6080 HR + 3R	800 x 600 x 160	1000	500	N/A	8.5	2 x 15 / 990			√	√		3R		
<b>1200 x 800</b>															
7341.000	BiPP 1208 HR + 3R	1200 x 800 x 145	4500	1250	800	18.0	16 / 528			√	√		3R		
1876.002	BiPP Europal 800	1200 x 800 x 150	4500	1250	500	23.0	23 / 598		√		√		3R		
2715.516	BiPP 0833 MOD	1200 x 800 x 165	4500	1250	1000	18.0	15 / 495	Grey		√	√		3R		
<b>1200 x 1000</b>															
7342.002	BiPP 1210 HR+ 3R	1200 x 1000 x 160	4500	1250	1250	21.5	15 / 390			√	√		3R		
8551.200	BiPP 1210 HR 3R II	1200 x 1000 x 191	4500	2000	1500	26.0	12 / 312	Grey		√	√		3R		
1878.002	BiPP Recyclingpal 1210	1200 x 1000 x 150	4500	1250	1250	28.0	23 / 506		√		√		3R		
1873.005	BiPP 1210 HR 6R	1200 x 1000 x 165	4500	1250	1250	22.5	15 / 390			√	√		6R		
7342.000	BiPP 1210 HR + 6R	1200 x 1000 x 160	4500	1250	1250	22.0	15 / 390			√	√		6R		
<b>1140 x 1140</b>															
1871.005	BiPP 1140 HR 6R	1140 x 1140 x 170	4500	1250	1250	26.0	15 / 330			√	√		6R		
<b>1200 x 1200</b>															
1874.005	BiPP 1212 HR 6R	1200 x 1200 x 170	4500	1500	1250	27.0	14 / 308			√	√		6R		
<b>1300 x 1100</b>															
1875.005	BiPP 1311 HR 6R	1300 x 1100 x 165	4500	1250	1250	25.5	15 / 330			√	√		6R		



EOS 1208 HR 3R



EOS 1210 HR 6R



EOS 1311 HR 6R

## EOS Heavy

Item No	Definition	Ext./mm	Static load	Dyn. load	Rack load	W/kg	Pack unit/Truck load	CD	OD	SR	NE	nR	nF
<b>1200 x 800</b>													
1865.002	EOS 1208 HR 3R	1200 x 800 x 160	3500	1000	600	15.5	15 / 495		√	√		3R	
<b>1200 x 1000</b>													
1866.005	EOS 1210 HR 6R	1200 x 1000 x 165	4500	1250	1000	22.5	15 / 390		√	√		6R	
<b>1140 x 1140</b>													
1864.005	EOS 1140 HR 6R	1140 x 1140 x 170	4500	1250	1000	26.0	14 / 308		√	√		6R	
<b>1200 x 1200</b>													
1867.005	EOS 1212 HR 6R	1200 x 1200 x 170	4500	1250	500	27.0	14 / 308		√	√		6R	
<b>1300 x 1100</b>													
1868.005	EOS 1311 HR 6R	1300 x 1100 x 165	4500	1250	1000	25.5	15 / 330		√	√		6R	

CONDUCTIVE AND CLEANROOM PALLETS

# Cleanroom pallets

## Versions and Colours

- Black 930
- White 102
- White-Beige 102



**CD**  
Closed deck



**OD**  
Open deck



**SR**  
Safety rim



**NE**  
Nestable



BiPP black, other colours on request  
EOS Multicolour

Handling goods in extreme temperatures can affect the performance of your pallets. Please contact us to discuss your personal situation. For Racking Load Conversion see page 23.



BiPP Cleanroom 1208 V3 3R




BiPP Cleanroom 1210 V1

## BiPP Cleanroom

Item No	Definition	Ext./mm	Static load	Dyn. load	Rack load	W/kg	Pack unit/Truck load	Colour	CD	OD	SR	NE	nR	nF
<b>1200 x 800</b>														
3312.001	BiPP 1208 V3 3R	1200 x 800 x 155	4500	1200	1000	18.0	15 / 495	White	✓		✓		3R	
<b>1200 x 1000</b>														
3313.001	BiPP 1210 V1	1200 x 1000 x 158	4500	1250	1250	24.5	15 / 390	Beige	✓		✓		5R	

# Conductive pallets



BiPP 1208 OD 3R Conductive

## BiPP Heavy

Item No	Definition	Ext./mm	Static load	Dyn. load	Rack load	W/kg	Pack unit/Truck load	CD	OD	SR	NE	nR	nF
<b>1200 x 800</b>													
3302.001	BiPP 1208 OD 3R	1200 x 800 x 157	4500	1000	1000	20.0	15 / 495		✓	✓		3R	
<b>1200 x 1000</b>													
3306.001	BiPP 1210 OD 3R	1200 x 1000 x 160	4500	1250	1250	23.0	15 / 390		✓	✓		3R	

# BiPPBox™

## Versions and Colours

- Grey 502
- Black 900



**P**  
9 feet



**R**  
Cardboard walls



**Q**  
Plastic walls



The BiPPBox is an alternative to the Magnum when the weight of the load does not exceed 250 kg. It is designed with a robust pallet and lid component. When stacked, the pallet and lid are nesting into

each other for an optimal secure handling. The wall sleeve is made of plastic or cardboard material and fits into the base when handled empty. Pallets/lids also available separately.

Item No	Definition	External/mm	Version	Weight/kg	Colour	Max load / container	Density
<b>1200 x 800</b>							
1835.100	BB 1208 LC	1200 x 800 x 760	P, Q	23.0	Grey	250 kg	2500 gr
1835.500	BB 1208 LC	1200 x 800 x 970	P, R	23.5	Black	250 kg	2500 gr
<b>1200 x 1000</b>							
1836.500	BB 1210 LC	1200 x 1000 x 1170	P, R	24.5	Black	250 kg	2500 gr
1836.100	BB 1210 LC	1200 x 1000 x 960	P, Q	24.0	Grey	250 kg	2500 gr

## Racking load conversion protocol based on 25 kg bags test

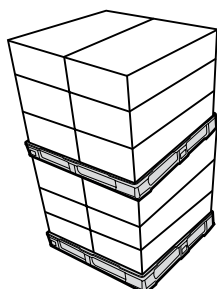
Indication conversion factor* Example BiPP 1210 HR+ 6R (based on ISO 8611-3)	Maximum racking load		
Uniformly distributed 25 kg granulate bags (bonded)	Factor	1	1250 kg
Uniformly placed crates (unbounded, column stacked)	Factor	1	1250 kg
Uniformly placed crates (bounded, cross stacked)	Factor	1.25	1563 kg
Concentrated loads* (Big bags)	Factor	0.75	938 kg

\* Depending on load type and subject to test by Schoeller Arca Systems.

**Warranty**  
Schoeller Arca warrants 25 trips on BiPP Pallets after written approval from Schoeller Arca Systems, respecting the handling instructions. Send your request for contract proposal to pallet-service@schoellerarca.com.

**Remark light pallets**  
STT Racking load subject to test

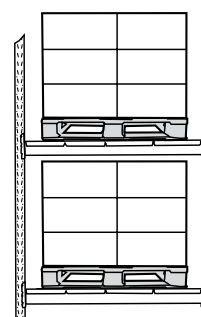
### Load definitions



**Static load Max**  
Total load of stacked pallets placed on a pallet on flat floor.



**Dynamic load Max**  
Uniformly distributed load that a pallet can carry when transported by forklift.



**Racking load Max**  
Uniformly distributed load that a pallet can carry in a drive-in racking system, without central support, based on ISO 8611-3 described racking system (maximum allowed deflection is 2 % of the length of racked side) with 25 kg bags. Subject to test (STT) for light pallets, depending type of racking.

### Customised solutions



Identification through embossing.



Identification through hot stamp.



Antislip



Safety rim



CONTACT OUR SPECIALIST FOR MORE INFORMATION!

